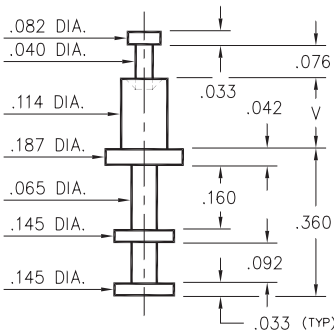


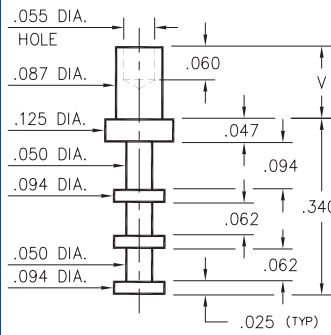
## 2810



**2810-X-00-XX-00-00-07-0**  
Swage mount in .118 hole

- X -	Board Thickness	Length V
2	.062	.105
3	.094	.135
4	.125	.165

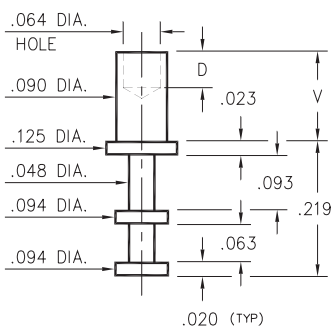
## 2524



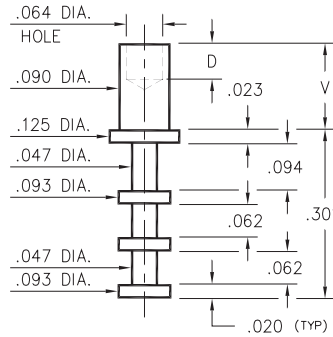
**2524-X-00-XX-00-00-07-0**  
Swage mount in .092 hole

- X -	Board Thickness	Length V
1	.031	.075
2	.062	.105
3	.094	.135
4	.125	.165

## 2561/2508



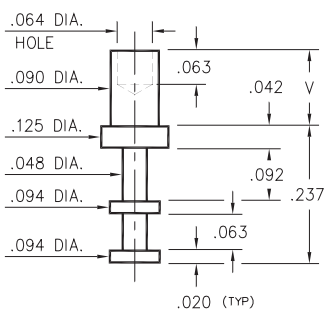
**2561-X-00-XX-00-00-07-0**  
Swage mount in .094 hole



**2508-X-00-XX-00-00-07-0**  
Swage mount in .094 hole

- X -	Board Thickness	Length V	Depth D
1	.031	.063	.047
2	.062	.094	.062
3	.094	.125	
4	.125	.156	

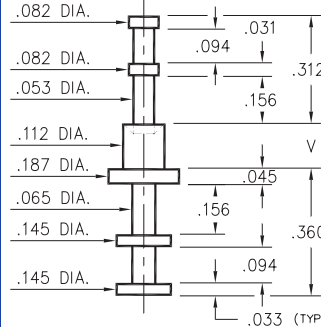
## 2551



**2551-X-00-XX-00-00-07-0**  
Swage mount in .094 hole

- X -	Board Thickness	Length V
1	.031	.075
2	.062	.105
3	.094	.135
4	.125	.165

## 2812



**2812-X-00-XX-00-00-07-0**  
Swage mount in .116 hole

- X -	Board Thickness	Length V
1	.062	.105
2	.094	.135
3	.125	.165
4	.188	.230

### SPECIFICATIONS

**PIN MATERIAL:**  
Brass Alloy 360, 1/2 Hard  
Swage pins are annealed

**DIMENSION IN INCHES**  
**TOLERANCES ON:**  
LENGTHS: ±.005  
DIAMETERS: ±.002  
ANGLES: ± 2°

**ORDER CODE: 2XXX - X - 00 - XX - 00 - 00 - 07 - 0**

**BASIC PART #**

**SPECIFY PIN FINISH:**  
01 200μ" TIN/LEAD OVER NICKEL  
80 200μ" TIN OVER NICKEL ◊  
44 300μ" SILVER OVER COPPER ◊  
50 300μ" ELECTRO-SOLDER  
(60/40 SnPb)

